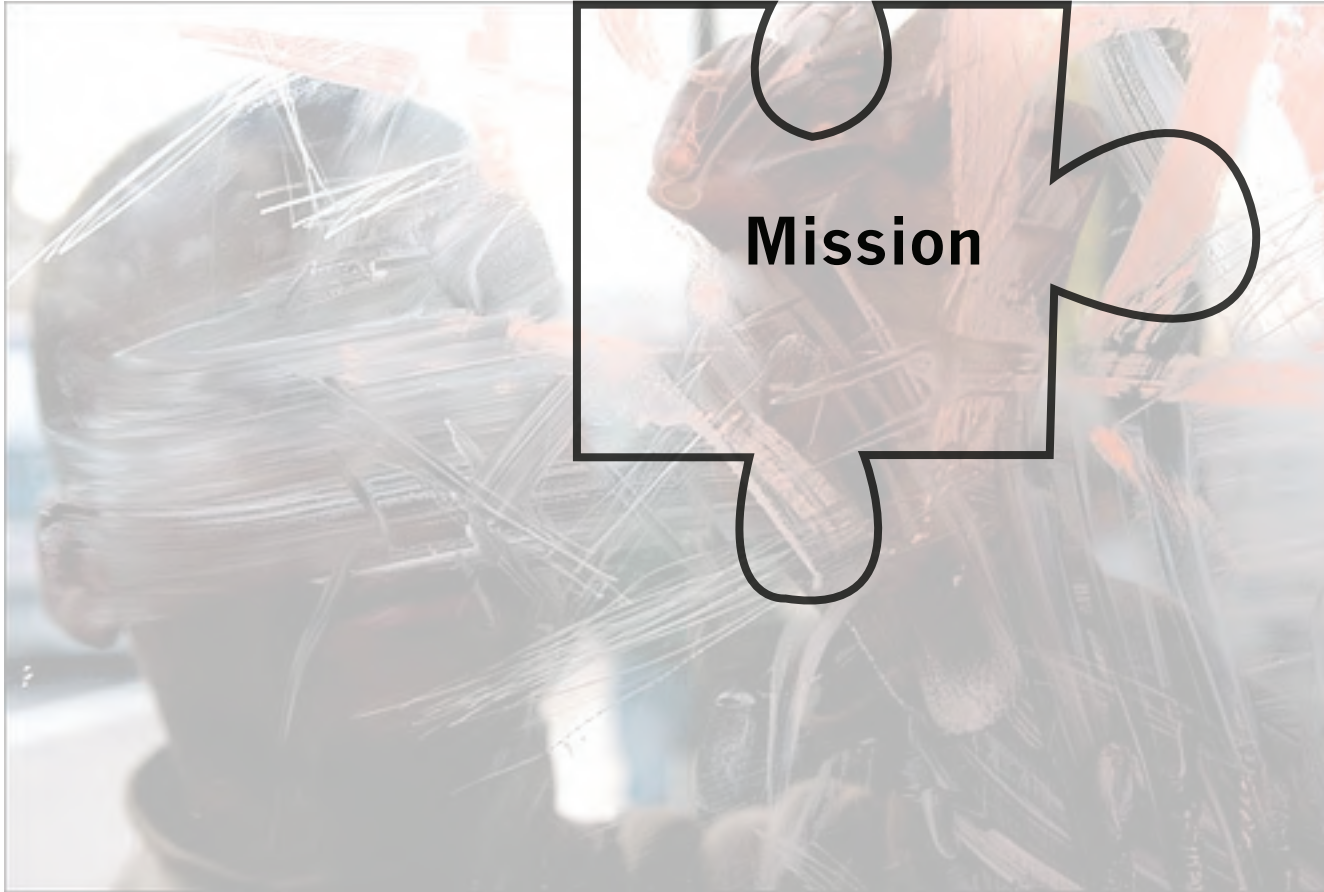


TOUCH Design for Autism
Jeanne Choi





Mission


Mission//

To design a product that enables children within the Autistic Spectrum to be comforted in an outside environment, away from school and home using TOUCH.

TOUCH

Design for Autism//touch





USE TALK TOUCH

Goal

By **USING** the characteristics and the behaviors that Autistic children portray in a day-to-day basis...

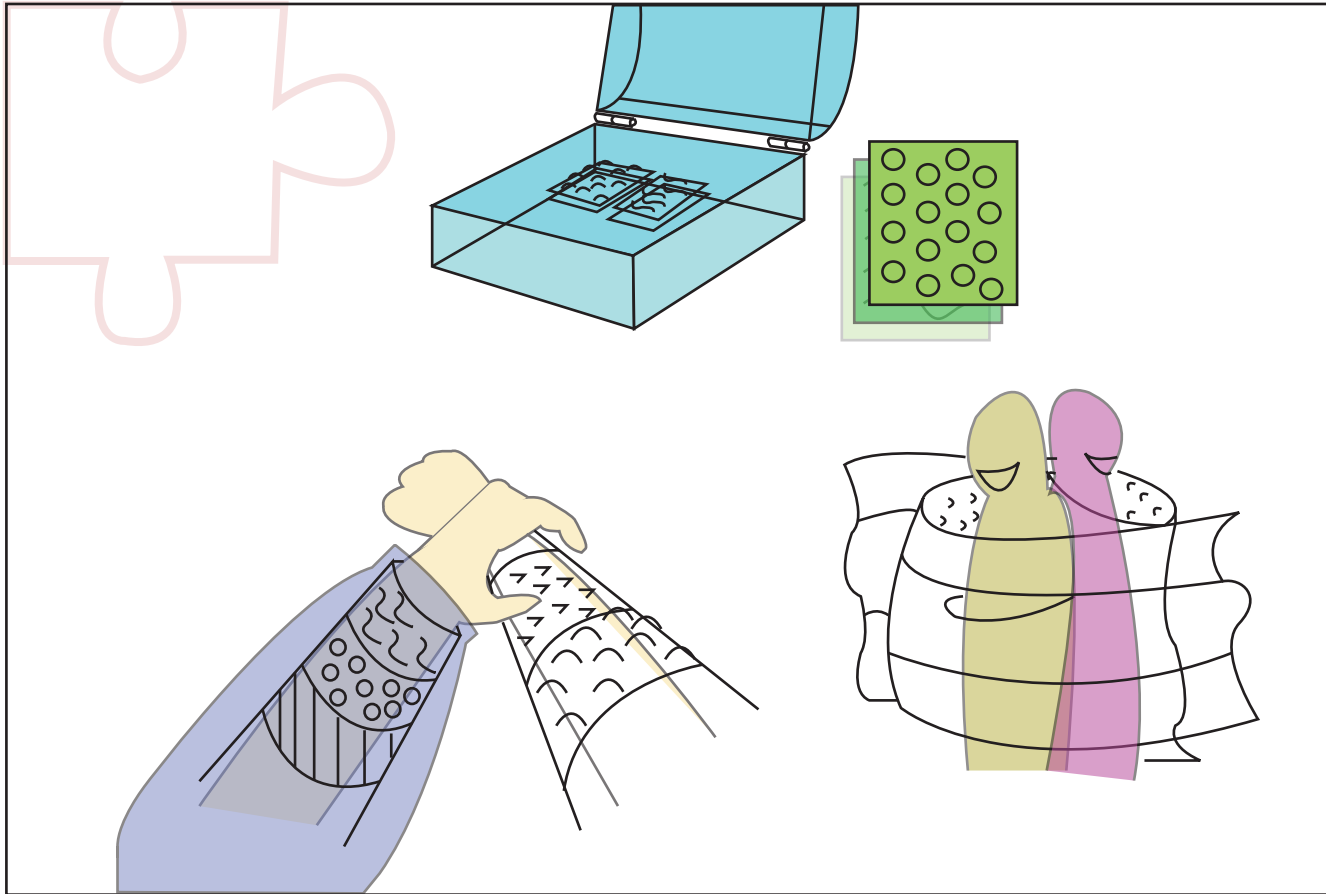
form a communication tool that Autistic children can use a form of **TALKING**...

that takes advantage of **TOUCH**...



Design for Autism//touch





Touch Communication


Promoting Socialization Ideation

The sensory blanket would be lined with different sensory objects and by wrapping two or more people and leaning on each other, the children will feel different textures and also associate sensory pleasure with human contact.

These re-usable sensory stickers can be exchanged with peers and kept in a box to trade and promote socialization with other children. This box can also be given to children without autism to socialize with the autistic children.

The sensory sleeves can be tucked under sweaters or jackets and under uncomfortable situations, the child can touch the sensory sleeves in order to calm down.





Through appropriate instruction each child can make great strides.

NYCA Charter School Center for Autism

Observation From NYCA Charter School for Autism.

I had the opportunity thanks to Moira the head of NYCA and got to sit in on three different classes with children that ranged on the Autism Spectrum.

There was a 1:1 Student to Teacher Ratio.

A lot of physical contact and an emphasis on encouraging eye contact.

No specific toy that any group of students all enjoyed.

Very little socialization.

Very specific teaching based on a reward system. (Pleasure)

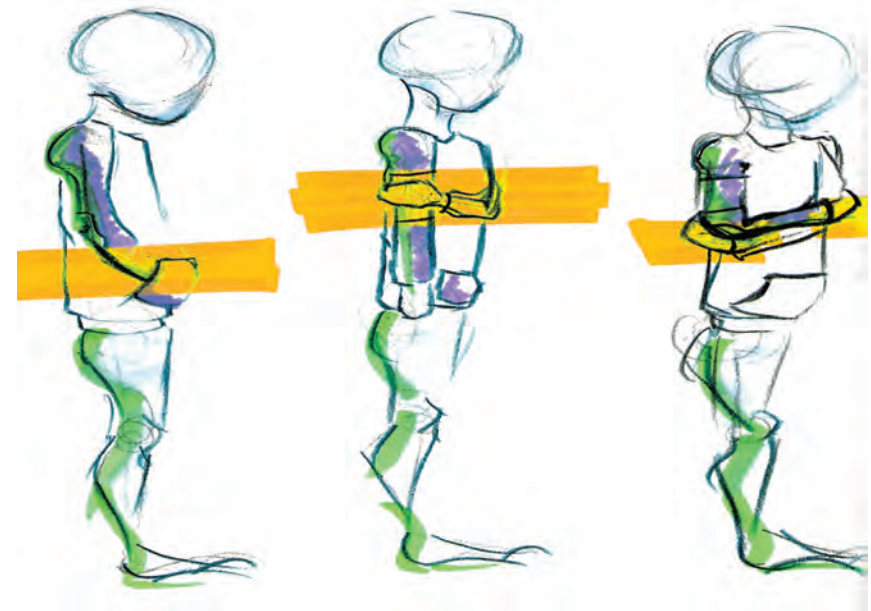
FEB 27 09

3 Classroom Observation



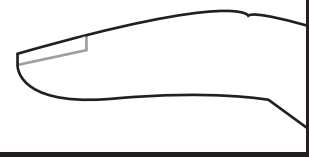
Design for Autism//touch







Touch Scenarios//Drawings

These Drawings were done to show how the touch could be utilized and other details were shown.





Touch Drawings

These were quick drawings done to flush out ideas of how the shirt would be designed.





Touch Ideation

These studies were done to show possible areas of different textures and pockets.





Design for Autism//touch

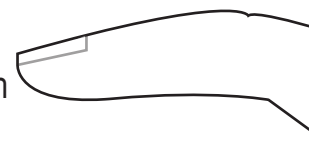




Touch 1



Design for Autism//touch





Touch 2



Design for Autism//touch

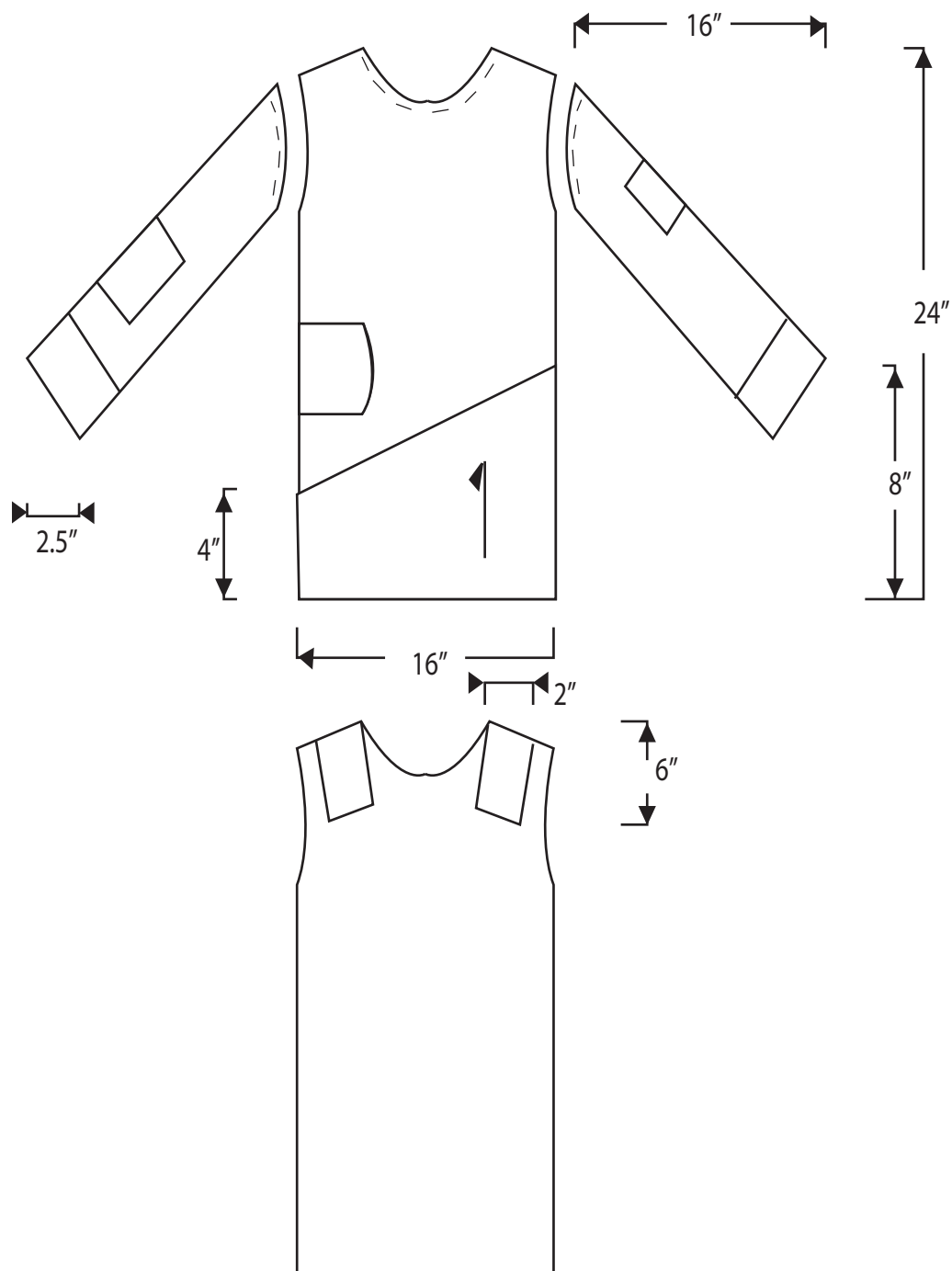




Conceptual Future TOUCH

As the child grows and becomes more accustomed to the clothing, Touch also matures into clothes that is accepted more in society.






Materials

Polyester, Fleece, Jersey Cotton
Nylon Thread, Spandex Thread



Exterior 5 pouches.



Interior Shoulder Fleece/Interior Pocket





**TOUCH
DESIGN FOR AUTISM
JEANNE CHOI
Spring 2009
MAKING MEANING
MATTHEW BURGER
JEFF KAPEC**

