

Johanna Brunner // Amelie Kainz STRUKTUREN

STRUKTUREN

„ABOUT FORM“

PORZELLAN/FUNKTION/

BEDEUTUNG

Projekt

Sommersemester 2014
der
OTH Regensburg
und der
Bauhausuniversität Weimar

Johanna Brunner (OTH)
Amelie Kainz (OTH)
Johanna Groß (BUW)
Ricardo Hanke (BUW)

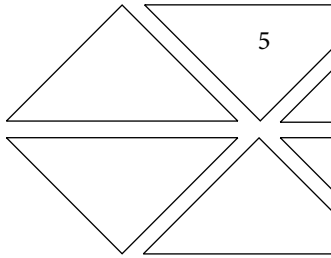

IHALTSVERZEICHNIS

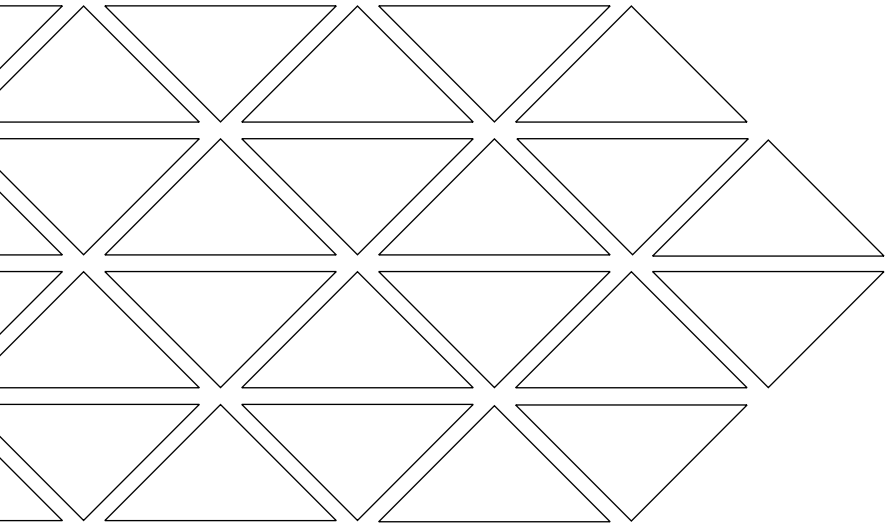

Seite 06 - 07	01	Inspiration
Seite 08 - 09	02	Experimente
	02.01	Beweglichkeit durch Lamellen, Waben, Kunstharz und Verwebung
Seite 12 - 15	02.02	Beweglichkeit und Verfestigung geichschenklige, gleichseitige und ungleichseitige Dreiecke
Seite 16 - 17	02.03	Elastizität und Beweglichkeit durch Vernähen
Seite 18 - 19	03	Modellbau und Produktbeispiele
	03.01	Bewegliche Strukturen
Seite 20 - 25	03.01.01	Vernähte Vierecke
Seite 26 - 29	03.01.02	Vernähte Kreise
Seite 30 - 31	03.01.03	Verwebt
	03.01	Feste Strukturen
Seite 32 - 35	03.02.01	Gleichseitige Dreiecke mit festen Untergrund
Seite 36 - 39	03.02.02	Gleichseitige Dreiecke mit beweglichen Untergrund
Seite 40 - 41	03.02.03	Ungleichseitige Vielecke
Seite 42 - 47	03.03	Modulare Strukturen
Seite 48 - 49	04	Präsentation

01 INSPIRATION



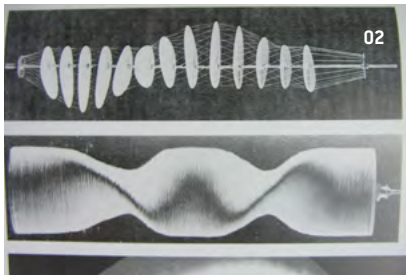









01 Moodboard
02 Drehungen
03 Vogelhäuschen aus Porzellan
04 Beweglichkeit durch Wabenform
05 Papierfaltung
06 Aluminiumschaum
07 Insektenflügen
08 Decke aus Holz
09 Papierfaltung

02 EXPERIMENTE

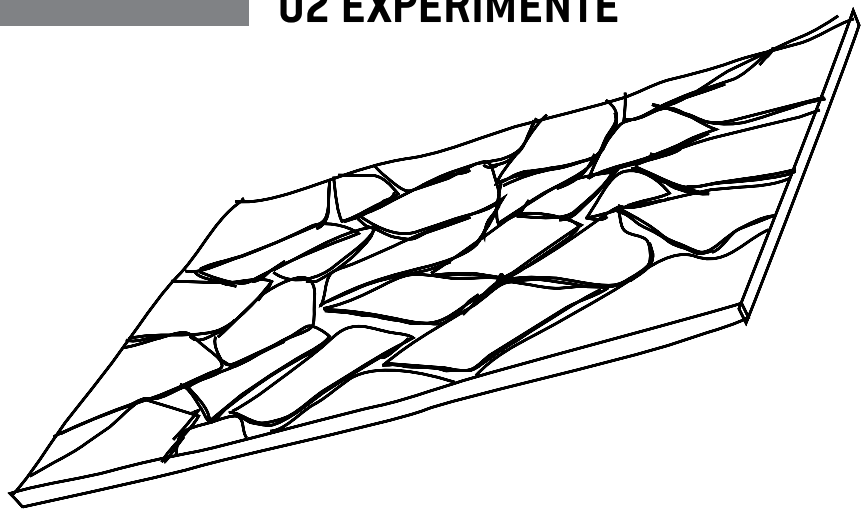

02.01 BEWEGLICHKEIT DURCH LAMELLEN, WABEN, KUNSTHARZ UND VERWEBUNG

Um herauszufinden, welche Möglichkeiten sich bieten um Porzellan beispielsweise aus der Starre ins Bewegliche zu bringen und zur Formfindung, wurden zu Beginn viele Experimente und Modelle aus Pappe, Efaplast, Gips und Scherben gemacht. Wichtig dabei sind die verschiedenen Materialkombinationen, durch die Bewegung erst möglich wird.

01 Beweglichkeit durch Lamellen, aufgeschnittene Pappe

02 Beweglichkeit durch Lamellen auf Stoff (Pappe, Stoff)

03 Beweglichkeit durch Lamellen auf Stoff (Pappe, Stoff)

04 In Kunstharz gegossenene Scherben (leicht Flexibel)







05 Beweglichkeit durch Waben auf Stoff (Pappe, Stoff)

06 Beweglichkeit durch Waben in Folie (Pappe, Selbstklebende Folie)

07 Beweglichkeit durch gerades Verweben (Efaplast, Stoff)

08 Beweglichkeit durch Verweben (Porzellan, Gummizug)

09 Beweglichkeit durch Verweben, geformt (Efaplast, Stoff)

10 Beweglichkeit durch Verweben, geformt (Porzellan, Stoff)





















02.02 BEWEGLICHKEIT UND VERFESTIGUNG GLEICHSCHENKLIGER, GLEICHSEITIGER UND UNGLEICHSEITIGER DREIECKE

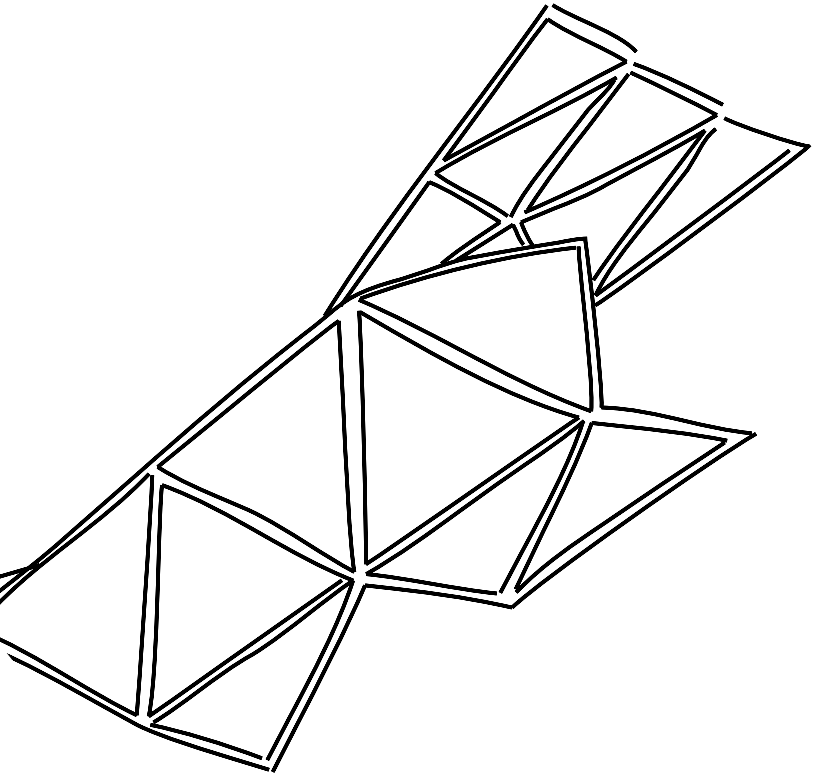

01 Beweglichkeit durch Dreiecke auf Stoff (Pappe, Stoff)

02 Beweglichkeit durch Vernähen (Efaplast, Garn)

03 Beweglichkeit durch Dreiecke auf Stoff (Efaplast, Stoff)













04 Beweglichkeit durch Dreiecke in Folie (Pappe, selbstklebende Folie)

Vorteil Folie: Verformbar zu einer Negativform

05 Verfestigung: Positivform, in Negativform von Folie gegossen (Gips)

Beobachtung: Interessante Oberflächenbeschaffenheit = sehr glatt, welche mit normalen Gipsformen nicht zu erreichen ist

06 Gefäße aus Dreiecken (Pappe, in Gips getaucht)

07 Bewegliche Form, verfestigt durch Gips (Pappe, in Gips getaucht)

08 Ungleichseitige Dreiecke (Pappe, Stoff)



















02.03 ELASTIZITÄT UND BEWEGLICHKEIT DURCH VERNÄHEN

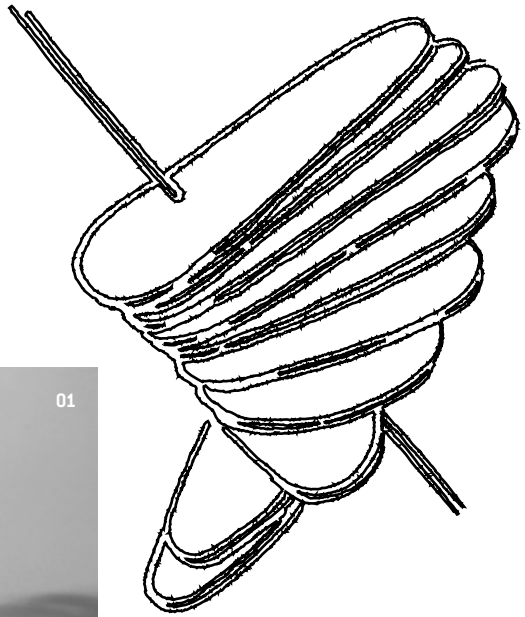



01 Beweglichkeit durch Auffädeln
(Efaplast, Draht)

02 Bewegliche Schale durch Vernähen von
Kreisen (Pappe, Gummiband)

03 Bewegliche Schale durch Vernähen von
Vierecken (Pappe, Gummiband)

04 Bewegliche Fläche durch Vernähen
(Porzellan, Gummiband)

05 / 06 Bewegliche Kränze durch Vernähen









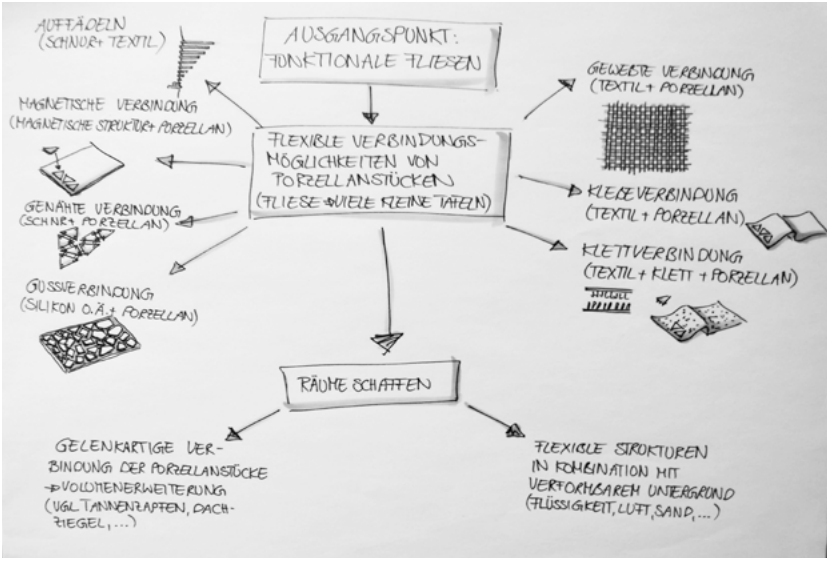

03 MODELLBAU UND PRODUKTBEISPIELE

ÜBERSICHT

Von der Grundidee von modularer Fliesen gelangte man über deren geometrischen Formen zu flexiblen Strukturen, welche von ihrer beweglichen Form wieder zurück ins Starre gebracht wurden und umgekehrt. Besonders reizend dabei war für die Gruppe auch die Materialkombinationen mit beispielsweise Gummi und textilen Materialien, um Porzellan eine gewisse Flexibilität zu verleihen. Durch die ersten Modelle und Versuche wurde ein reicher Ideenpool geschaffen, indem viele interessante Ansätze zu finden waren. Daraufhin verfolgte die Gruppe einzelne Themen aus dem Pool und brachte somit eine Reihe von Vorschlägen, Modelle und Prototypen hervor. Diese sollen insbesondere als Inspirationsquellen für neue Ideen und Produkte dienen.

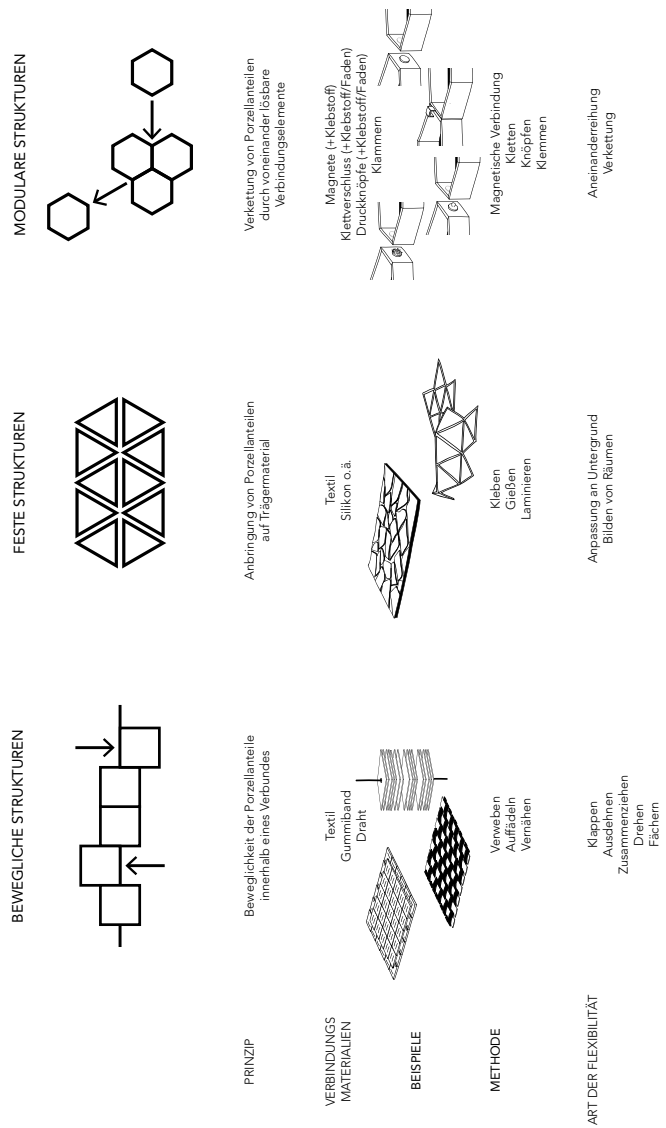

03.01 BEWEGLICHE STRUKTUREN

03.01.01 Vernäht mit Gummi - Vierecke

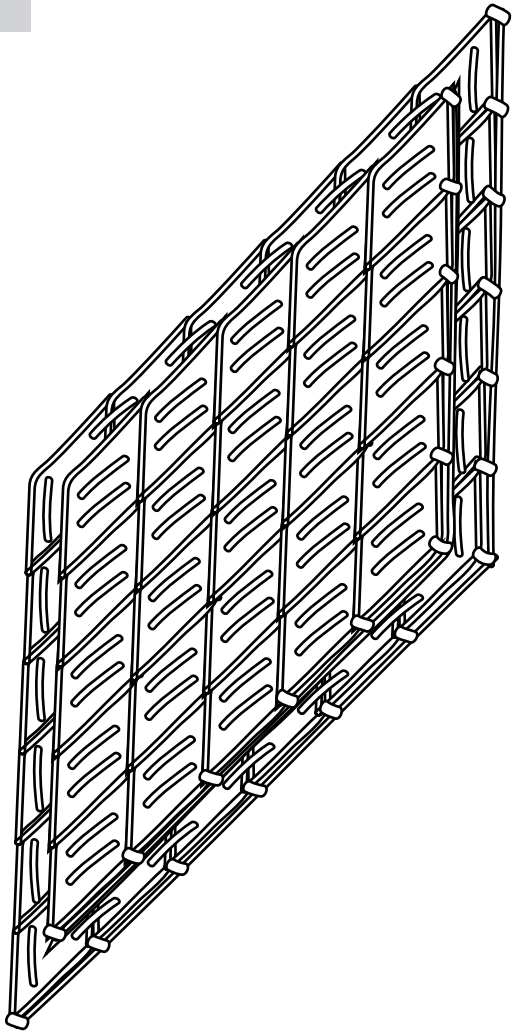









PRODUKTBEISPIELE

01 Flexible Obstschale (Porzellan, Gummi)

02 Bechermanschette zum Hitzeschutz (Modell aus Pappe, Gummi)

03 Schutzhandschuh, auch als Untersetzer verwendbar (Modell aus Pappe, Gummi)

04 Topflappen (Modell aus Pappe, Gummi)

Flexibler Schmuck
(Modelle aus Pappe und Gummiband)

05 Kette

06 Ohrringe

07 Armreif

08 Ring

03.01 BEWEGLICHE STRUKTUREN

03.01.02 Vernäht mit Gummiband - Kreise



PROTOTYP



Flexible Schale (Porzellan und Gummiband)

03.01 BEWEGLICHE STRUKTUREN

03.01.03 Verwebt mit Soff



INSPIRATIONSQUELLE





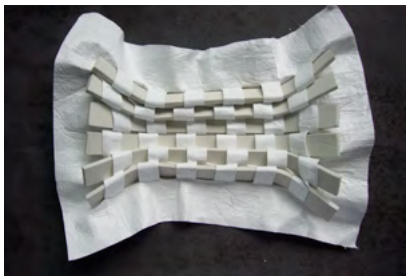



03.02 FESTE STRUKTUREN

03.02.01 Aus Gleichseitigen Dreiecken auf festen Untergrund

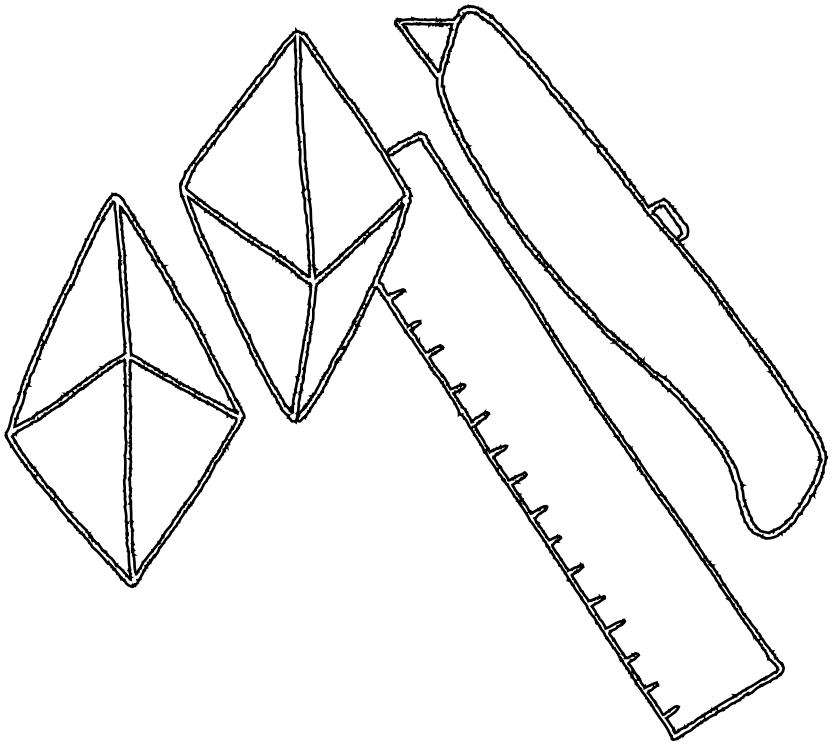









PRODUKTBEISPIEL





Dreidimensionale Fliesen
(Modelle aus Gips)

Verwendung bspw. zur Schalldämmung



03.02 FESTE STRUKTUREN

03.02.02 Aus Gleichseitigen Dreiecken auf beweglichen Untergrund

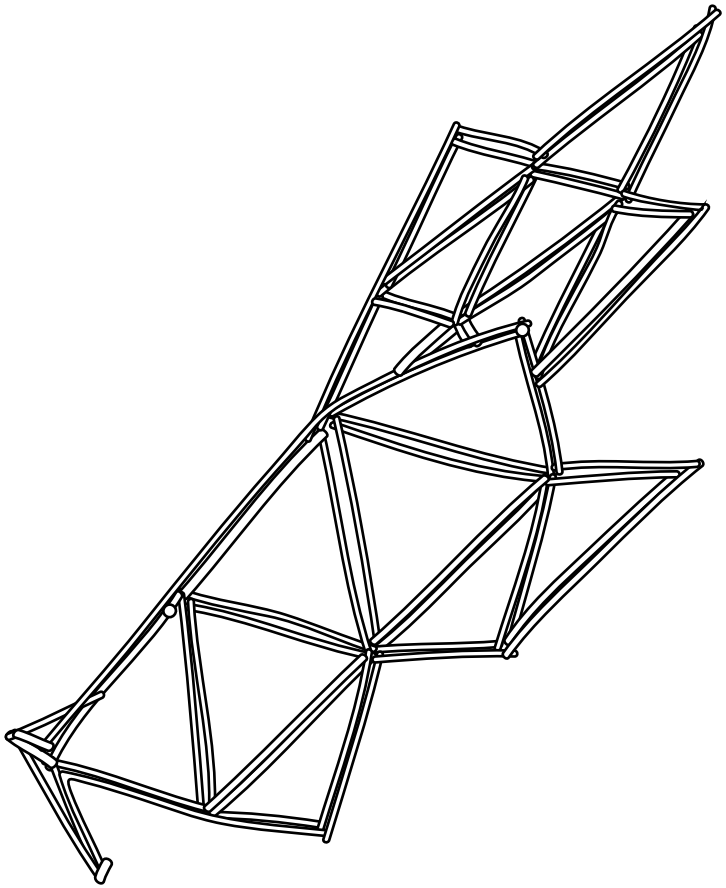





PRODUKTBEISPIEL











Zweidimensionale Fliesendecke
(Modelle aus Gips und LKW-Plane)

Verwendung bspw. als Vorhang/ Duschvorhang/ Jalousie





03.02 FESTE STRUKTUREN

03.02.03 Aus ungleichen Vielecken

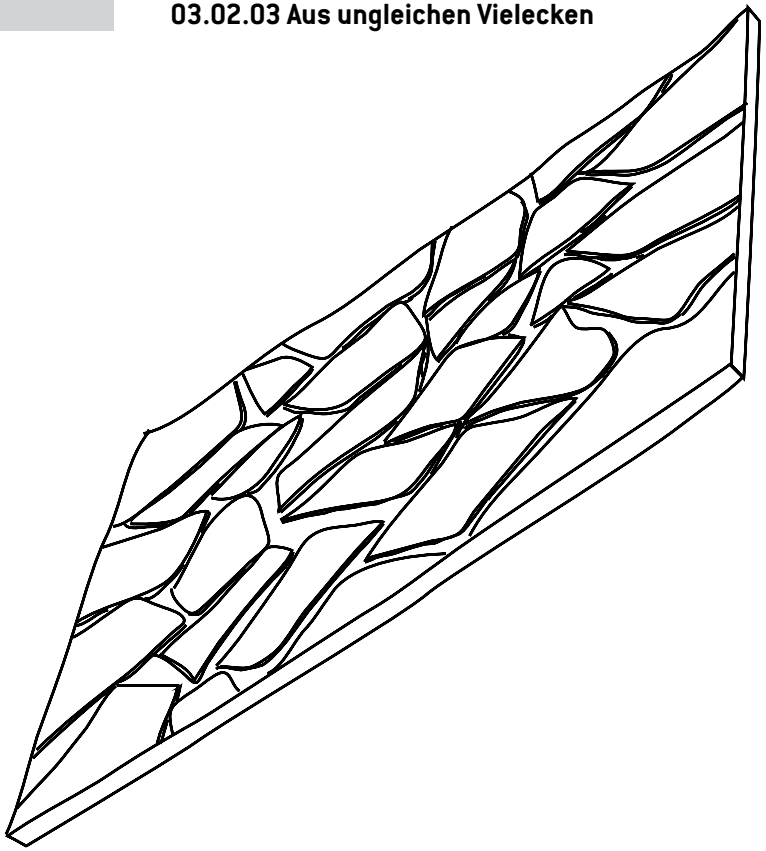





PRODUKTBEISPIEL

Zweidimensionale Fliesen aus Ungleichseitigen Vielecken (Modell aus Gips)

03.03 MODULARE STRUKTUREN

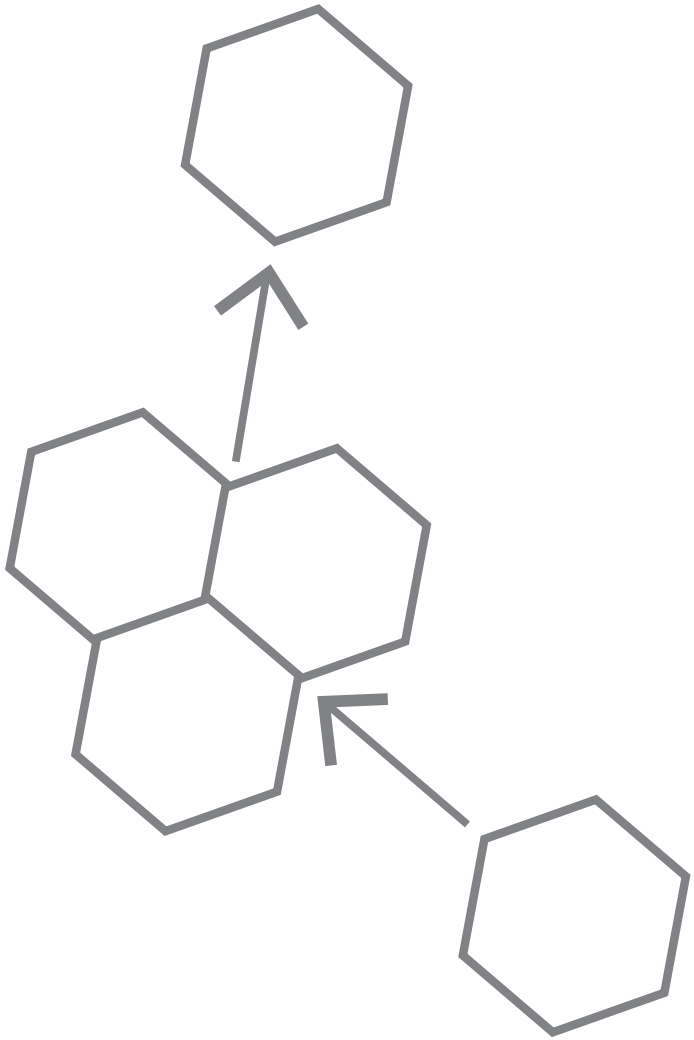













SYCOFIX



PROTOTYP



Modulare Schalen





04 PRÄSENTATION